



Commercial

 **NUGENT**

Nugent's Commercial trailer range has been engineered to meet the demands of professional use.

With full type approval (ECWVTA), they have been engineered in the Nugent tradition of strength, functionality and longevity, providing a robust and versatile solution for industries that demand constant use.

This comprehensive range of trailers can be used in a variety of industries where flexibility and reliability are key.

The Nugent patented Dual Drive™ parabolic suspension is standard across the Commercial range, enhancing the towing experience and bringing trailer suspension to new levels.

Nugent's tradition of robust, fabricated chassis design has further evolved in the Commercial range with the introduction of new materials and innovative design features, combined with a policy of incorporating market leading components to ensure Nugent remains the choice of professionals.

The trailers' steel sub-frames are fully hot dip galvanised to extend the longevity of the trailers.

Durable tyres, patented Dual Drive™ parabolic leaf spring suspension, beam axles and commercial lights offer superior build quality, strength, longevity and excellent towing characteristics.

Standard designs include many desirable features and are complemented with a range of optional extras if further customisation is required.

With a variety of sizes, ranging from 1.7m (6ft) to 5.5m (18ft), Nugent has a trailer for every Commercial or Domestic requirement.

A top of the range product, coupled with Nugent's aftercare will ensure you have a product you can rely on.



Dynamic

Functional

Dual Drive™

parabolic equaliser

The Nugent Dual Drive™ parabolic suspension system modernises the trailer.

Nugent Commercial trailers now feature Dual Drive™ parabolic suspension as standard, overcoming the shortcomings of traditional suspension systems.

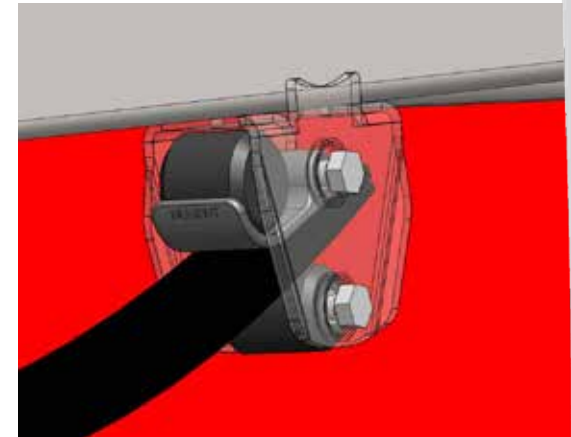
Inserting a secondary rubber damper between the chassis, along with a unique pivot slipper plate, an additional suspension element ensures springs are fully engaged on compression and rebound cycles to cancel out vibration and reduce suspension chatter.

The additional damping effect also reduces stress on the chassis, body frame, tow couplings and limits shock waves to the vehicle.

Nugent's patented design gives all the advantages of parabolic springs, with the additional benefits associated with suspension axles – in one system.

The reduced vibrations ensure there is much less wear and tear on the chassis, giving the trailer a longer service life and therefore less maintenance costs.

- Smoother driving experience
- Reduced noise
- Reduced wear & stress on both the trailer and towing vehicle
- Longer service life
- Lower maintenance costs
- Tried & tested
- No loss of camber

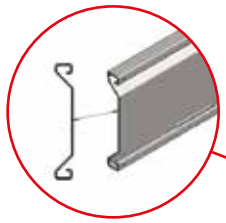


Flatbed

Features & Functionality

The Nugent Flatbed range is available with maximum gross weight up to 3,500kg and sizes from 3 metres to 5.5 metres (10ft—18ft), guaranteeing a suitable model for every application.

New spring loaded flip latches on all drop sides prevent undue movement and noise. Coupled with Dual Drive™ suspension, this makes for a 'reduced rattles trailer'.



Sideboards folded for extra strength

Easy guide hinges on drop-sides




'Silent Sides': Spring loaded flip latches on all drop sides prevent undue movement and noise



Spare wheel with mounting bracket (as standard)

Auto reverse lockable coupling

All 2m wide and above trailers have 185 tyres as standard



Nugent Dual Drive™ Suspension

Fully welded chassis for maximum strength and endurance

FLATBED





Mudguard with Spray Suppression Flap

External tying points (as standard)

Heavy duty jockey wheel

Market leading Knott brakes



Internal heavy duty integrated, retractable lashing points, which are level with floor, preventing debris build up

Sleek black rear dashboard offers extra protection against road salt and corrosion.

Lockable ramp carrier

LED Lighting (as standard)

Hard wearing 18mm Birch plywood anti-slip floor

FLATBED

Optional Extras




Drop Sides




Aluminium Floor



Ladder Rack



Skids (2000mm or 2400mm)



Prop Stands



Full Ramp Door



Mesh Sides (hinged) 600mm high



Lockable Plastic Toolbox



Manual Winch



Electric Winch



Wheel Chocks



Rear Ladder Rack

FLATBED

Specifications

MODEL	AXLES	TYRES	GROSS WEIGHT	UNLADEN WEIGHT	INTERNAL LxW (mm)	INTERNAL IMPERIAL SIZE	OVERALL LxW (mm)	OVERALL LxW (feet)	DROP SIDE KIT WEIGHT	DROP SIDE HEIGHT (mm)	BED HEIGHT (mm)	LASHING POINTS (pair)
F3118S	2	195/50R13	2,700kg	640kg	3,050 x 1,840	10' x 6'	4,598 x 1,840	15' 1" x 6'	94kg	344	640	3
F3118H	2	195/50R13	3,500kg	640kg	3,050 x 1,840	10' x 6'	4,598 x 1,840	15' 1" x 6'	94kg	344	680	3
F3720H	2	185/70R13	3,500kg	675kg	3,650 x 2,000	12' x 6' 7"	4,975 x 2,000	16' 3" x 6' 6.7"	122kg	344	680	4
F4320H	2	185/70R13	3,500kg	745kg	4,250 x 2,000	14' x 6' 7"	5,575 x 2,000	18' 3.4" x 6' 6.7"	132kg	344	680	4
F4320T	3	185/70R13	3,500kg	870kg	4,250 x 2,000	14' x 6' 7"	5,575 x 2,000	18' 3.4" x 6' 6.7"	132kg	344	680	4
F4920H	2	185/70R13	3,500kg	805kg	4,850 x 2,000	16' x 6' 7"	6,184 x 2,000	20' 3.4" x 6' 6.7"	144kg	344	680	5
F4920T	3	185/70R13	3,500kg	915kg	4,850 x 2,000	16' x 6' 7"	6,184 x 2,000	20' 3.4" x 6' 6.7"	144kg	344	680	5
F4923H	2	185/70R13	3,500kg	845kg	4,850 x 2,256	16' x 7' 6"	6,184 x 2,256	20' 3.4" x 7' 4"	145kg	344	680	5
F4923T	3	185/70R13	3,500kg	950kg	4,850 x 2,256	16' x 7' 6"	6,184 x 2,256	20' 3.4" x 7' 4"	145kg	344	680	5
F5520T	3	185/70R13	3,500kg	950kg	5,450 x 2,000	18' x 6' 7"	6,796 x 2,000	22' 3.5" x 6' 6.7"	156kg	344	680	6
F5523H	2	185/70R13	3,500kg	880kg	5,450 x 2,256	18' x 7' 6"	6,796 x 2,256	22' 3.5" x 7' 4"	158kg	344	680	6
F5523T	3	185/70R13	3,500kg	1005kg	5,450 x 2,256	18' x 7' 6"	6,796 x 2,256	22' 3.5" x 7' 4"	158kg	344	680	6

The internal length will decrease by 40mm and the internal width will decrease by 60mm when dropsides are added.

The above specifications are approximate as our products are under continuous development, so there may be changes and adjustments.



FLATBED

Plant

Features & Functionality

The Nugent Plant trailer has been designed for maximum efficiency. Following extensive research, Nugent has designed a weight to load ratio that gives the best pay load, while a low centre of gravity with a bed height of 403mm gives a favourable loading angle which is great for equipment with low ground clearance. 1,900mm ramps can achieve a loading angle of just 11°.

This fabricated trailer with fully welded chassis, combined with Nugent's patented Dual Drive™ suspension, makes it safer and smoother than other trailers on the market.

Fully integrated prop stands offer loading support, stability and are adjustable to suit ground types



Gas strut absorbs the weight of the door

Ladder side frame structure for strength.

Stepping plate



Heavy duty mesh

One piece floor

LED lighting on all models (as standard)

Mounting bracket & spare wheel

Nugent Dual Drive™ Suspension



PLANT



Plant Beavertail (PB3116H)



Low centre of gravity with a bed height of 403mm, giving a favourable loading angle, which is great for equipment with low ground clearance



Bolt on bow shackle tie points

Raised bucket rest designed to accommodate heavy duty plant

Kartt ribbed heavy duty jockey wheel

Auto reverse lockable coupling

Fabricated, load bearing galvanised steel mudguards with anti-slip tape that are easily replaced

Purpose designed extra long drawbar for sufficient clearance between digger and rear of vehicle


PLANT



Optional Extras



Closed in Sides



Aluminium Floor




Skids (1400mm or 1900mm)



Mesh Sides (610mm high)



Floor Lashing Points



Extra Shackle Tie Point (except P2813S)



Lockable Plastic Toolbox



Ladder Rack



Wheel Chocks

PLANT

Specifications

MODEL	AXLES	TYRES	GROSS WEIGHT	UNLADEN WEIGHT W/Ramp Door	INTERNAL LxW (mm)	IMPERIAL SIZE	OVERALL LxW (mm)	OVERALL LxW (feet)	BED HEIGHT (mm)
P2813S	2	165/80R13	2,700kg	669kg	2,805 x 1,338	9' 2" x 4' 4"	4,409 x 1,884	14' 5" x 6' 2"	403
P3116H	2	185/70R13	3,500kg	735kg	3,148 x 1,616	10' 3" x 5' 3"	4,750 x 2,180	15' 7" x 7' 1"	403
P3118H	2	185/70R13	3,500kg	770kg	3,148 x 1,872	10' 3" x 6' 1"	4,750 x 2,436	15' 7" x 7' 11"	403
PB3116H	2	185/70R13	3,500kg	735kg	3,140 x 1,616	10' 3" x 5' 3"	5,090 x 2,194	16' 7" x 7' 2"	403
P3718H	2	185/70R13	3,500kg	820kg	3,762 x 1,872	12' 4" x 6' 1"	5,436 x 2,436	17' 10" x 7' 11"	403
P3718T	3	185/70R13	3,500kg	899kg	3,762 x 1,872	12' 4" x 6' 1"	5,436 x 2,436	17' 10" x 7' 11"	403
P4318H	2	185/70R13	3,500kg	855kg	4,372 x 1,872	14' 4" x 6' 1"	5,962 x 2,436	19' 6" x 7' 11"	403
P4318T	3	185/70R13	3,500kg	950kg	4,372 x 1,872	14' 4" x 6' 1"	5,962 x 2,436	19' 6" x 7' 11"	403

The above specifications are approximate as our products are under continuous development, so there may be changes and adjustments.



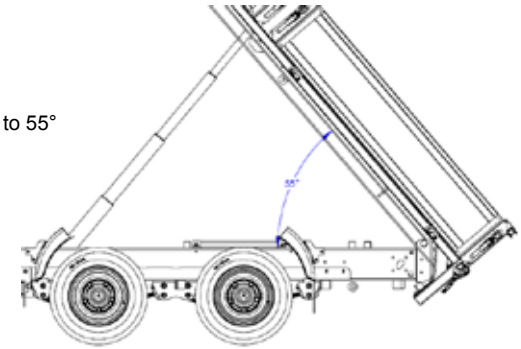
Plant Beaver tail (PB3116H)



PLANT

Tipper

Features & Functionality



High tipping angle up to 55°



Easy guide hinges on drop-sides

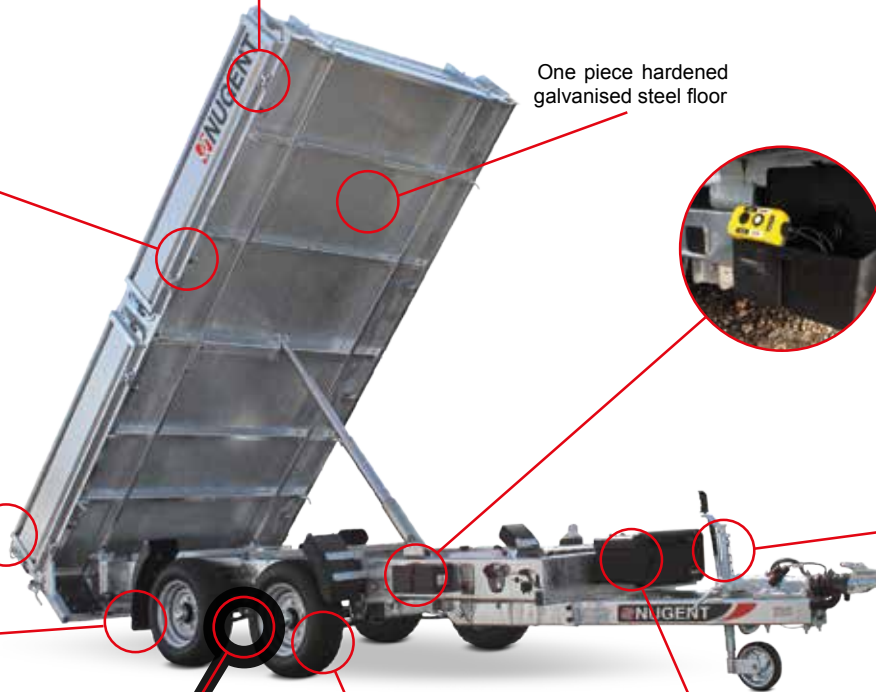


Heavy duty integrated, retractable lashing points, which are level with the floor, preventing debris build up

One piece hardened galvanised steel floor



Control Panel storage (as standard)




Double hinged swing tail door

Mudguard with spray suppression flap

Auto reverse lockable coupling & heavy duty jockey wheel

Toolbox is standard on all trailers

Nugent Dual Drive™ Suspension



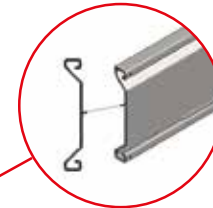
185 tyres as standard on 3,500kg models

TIPPER

'Silent sides': Spring loaded flip latches on all drop sides prevent undue movement and noise



Sideboards folded for extra strength



Fully welded chassis

Large capacity ram cylinder

Spare wheel with mounting bracket (included as standard)

Auto reverse coupling

Tying points (as standard)



Sleek black rear dashboard offers extra protection against road salt and corrosion

Low bed height = low loading height

Market leading Knott brakes




Lockable ramp carrier

LED lighting and lightguards as standard on all models



TIPPER

Optional Extras



Skids (2000mm or 2400mm)




Mesh Sides (hinged) 600mm high



Ladder Rack



Solid Side Extensions



Prop Stands



Wheel Chocks



Bluetooth Wireless Remote

TIPPER

Specifications

MODEL	AXLES	TYRES	GROSS WEIGHT	UNLADEN WEIGHT	INTERNAL LxW (mm)	IMPERIAL SIZE	OVERALL LxW (mm)	OVERALL LxW (feet)	DROPSIDE HEIGHT (mm)	BED HEIGHT (mm)	LASHING POINTS (pair)
T2518S	2	195/50R13	2,700kg	905kg	2,459 x 1,800	8" x 6"	3,795 x 1,915	12' 5.4" x 6' 3"	344	686	2
T3118H	2	185/70R13	3,500kg	980kg	3,050 x 1,800	10" x 6"	4,500 x 1,915	14' 9" x 6' 3"	344	700	4
T3718H	2	185/70R13	3,500kg	1,060kg	3,630 x 1,800	12" x 6"	5,020 x 1,915	16' 5" x 6' 3"	344	700	4



The above specifications are approximate as our products are under continuous development, so there may be changes and adjustments

TIPPER

Beavertail

Features & Functionality

This multi-functional trailer merges the versatility of the Nugent Flatbed with the lower loading angle of the Nugent Plant trailer.

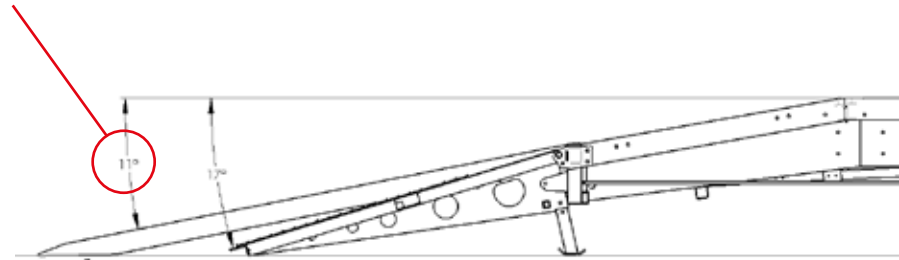


Seamless transition from ramp to bed of trailer

'Silent sides': Spring loaded flip latches on all drop sides prevent undue movement and noise




Low loading angle for machinery with low ground clearance



Ramp tail door allows for fast loading and unloading

Removable sides and rear posts for unrestricted loading



Spare wheel (as standard)

Takes up less road space compared to equivalent sized Plant due to the positioning of the wheels

Easy guide hinges on drop-sides



BEAVERTAIL



Heavy duty integrated, retractable lashing points, which are level with the floor, preventing debris build up.

Lockable ramp carrier

Nugent Dual Drive™
Suspension

LED lights
(as standard)

Sideboards folded
for extra strength

Tying points
(as standard)



Fully integrated prop stands offer loading support, stability and are adjustable to suit ground types



Full width ramp tail door allows loading of machinery of various widths and wheels

Hard wearing 18mm birch plywood anit-slip floor

Large bed-space



Can load pallets with forklift from the side using removable drop sides

BEAVERTAIL

Optional Extras



Drop Sides



Aluminium Floor



Skids (2000mm or 2400mm)



Ladder Rack



Prop Stands



Full Ramp Door and Props



Manual Winch



Wheel Chocks



Mesh Sides (hinged)



Electric Winch



Lockable Plastic Toolbox

Specifications

MODEL	AXLES	TYRES	GROSS WEIGHT	UNLADEN WEIGHT	INTERNAL LxW (mm)	IMPERIAL SIZE	OVERALL LxW (mm)	OVERALL LxW (feet)	DROP SIDE KIT WEIGHT	DROP SIDE HEIGHT (mm)	BED HEIGHT (mm)	LASHING POINTS (pair)
B4920H	2	185/70R13	3,500kg	835 kg	4,876 x 2,000	16' x 6' 7"	6,184 x 2,000	20' 3.4" x 6' 6.7"	162 kg	344	680	5
B4923H	2	185/70R13	3,500kg	855 kg	4,876 x 2,256	16' x 7' 4"	6,184 x 2,256	20' 3.4" x 7' 4"	165 kg	344	680	5
B5523T	3	185/70R13	3,500kg	1,020 kg	5,486 x 2256	18' x 7' 4"	6,796 x 2,256	22' 3.5" x 7' 4"	170 kg	344	680	6

The above specifications are approximate as our products are under continuous development, so there may be changes and adjustments.

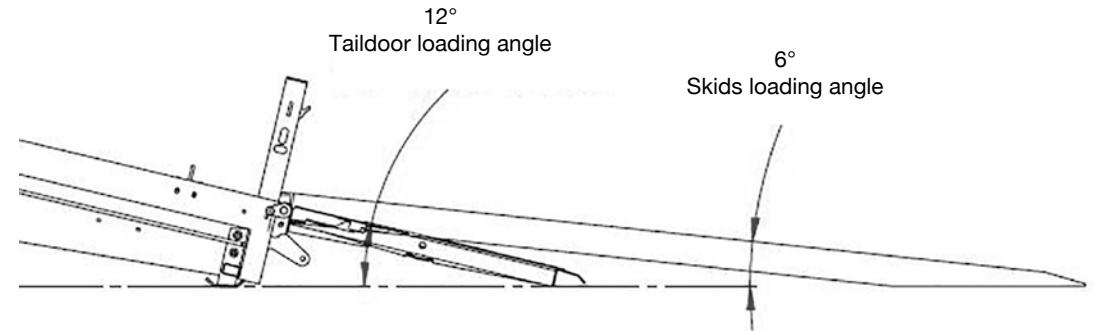


BEAVERTAIL

Tiltbed

Features and Functionality


This multi-functional trailer merges the versatility of the Nugent Flatbed with 12° loading angle for machinery with a lower ground clearance.



Heavy duty manual tipping pump

'Silent sides': Spring loaded flip latches on all drop sides prevent undue movement and noise


Ramp tail door with gas strut assist allows for fast loading and unloading



Integrated prop stands

185-70R13 Wheels (as standard)

Spare wheel located under body (as standard)



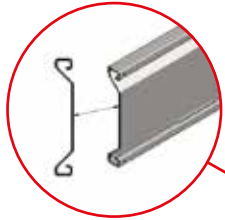

Easy guide hinges on drop-sides

TILTBED


Heavy duty integrated, retractable lashing points, which are level with the floor, preventing debris build up



Multiple anchor points



Sideboards folded for extra strength



LED lights (as standard)

Tying points (as standard)



Nugent Dual Drive™
Suspension

TILTBED

Optional Extras



Drop Sides




Aluminium Floor



Skids (2400mm)



Ladder Rack



Prop Stands



Full Ramp Door and Props



Manual Winch



Wheel Chocks



Low Headboard



Mesh Sides (hinged)



Electric Winch



Lockable Plastic Toolbox

TILTBED

Specifications

MODEL	AXLES	TYRES	GROSS WEIGHT	UNLADEN WEIGHT	INTERNAL LxW (mm)	IMPERIAL SIZE	OVERALL LxW (mm)	OVERALL LxW (feet)	DROP SIDE KIT WEIGHT	DROP SIDE HEIGHT (mm)	BED HEIGHT (mm)	LASHING POINTS (pair)
TB4920H	2	185/70R13	3,500kg	865 kg	4,850 x 2,000	16 x 6' 7"	6,184 x 2,000	20' 3.4" x 6' 6.7"	144 kg	344	680	4
TB4923H	2	185/70R13	3,500kg	899 kg	4,850 x 2,256	16 x 7' 6"	6,184 x 2,256	20' 3.4" x 7' 4"	145 kg	344	680	4
TB5520H	2	185/70R13	3,500kg	890 kg	5,450 x 2,000	18 x 6' 7"	6,796 x 2,000	22' 3.5" x 6' 6.7"	156 kg	344	680	5
TB5523H	2	185/70R13	3,500kg	935 kg	5,450 x 2,256	18 x 7' 4"	6,796 x 2,256	22' 3.5" x 7' 4"	158 kg	344	680	5

The above specifications are approximate as our products are under continuous development, so there may be changes and adjustments.



TILTBED

General Purpose

The Nugent General Purpose trailer is designed to withstand rigorous demands, making it a popular choice for those who wish to combine manoeuvrability, strength and quality with good value for money. Available in a range of sizes, the Nugent GP provides an easy handling option and a cost effective solution.

A reinforced ramp tail door provides strength and extra grip, whilst mesh sides are also available.

Optional Extras:

- Mesh sides
- Aluminium floor
- LED lights
- Full ramp tail door
- Ladder rack
- Rear mesh panel
- Standard tail door
- Spare wheel kit
- Floor lashing points
- Loading gates
- Tarpaulin cover



**Nugent Dual Drive™
Suspension**



GENERAL PURPOSE

MODEL	AXLES	TYRES	GROSS WEIGHT	UNLADEN WEIGHT	INTERNAL LxW (mm)	INTERNAL LxW (feet)	OVERALL LxW (mm)
G2512-750	1	155/80R13	750kg	255kg	2,520 x 1,270 x 340	8'2" x 4'2"	3,840 x 1,750 x 820
G2512-1	1	165/80R13C	1,400kg	400kg	2,520 x 1,270 x 340	8'2" x 4'2"	3,840 x 1,750 x 820
G2512-2	2	165/80R13C	2,000kg	445kg	2,520 x 1,270 x 340	8'2" x 4'2"	3,840 x 1,750 x 820
G3015-1	1	165/80R13C	1,400kg	550kg	3,000 x 1,520 x 340	10' x 5'	4,245 x 1,990 x 820
G3015-2	2	165/80R13C	2,700kg	600kg	3,000 x 1,520 x 340	10' x 5'	4,245 x 1,990 x 820

Utility

The Nugent Utility trailer maintains the high quality that you come to expect from Nugent. Having been designed to cater for a range of uses from agricultural to domestic requirements, they are perfect for towing behind quads or today's smaller cars, where extra capacity is a necessity. Being lightweight, they can be easily manoeuvred by hand and their compact size allows them to be positioned and stored easily.

Small in size but big in capability, the Nugent Utility trailer is available with various optional extras making it versatile to meet every demand.

Optional Extras:

- Perforated side extensions
- Aluminium floor
- LED lights
- Standard rear door
- Full ramp tail door
- Full ramp and lamb door
- Lamb divider
- Loading gates
- Roof rack
- Jockey wheel
- Tarpaulin cover
- Spare wheel kit
- Lock kit



MODEL	AXLES	TYRES	GROSS WEIGHT	UNLADEN WEIGHT	INTERNAL LxW (mm)	INTERNAL LxW (feet)	OVERALL LxW (mm)
U2213S	1	155/80R13	750kg	280kg	2,180 x 1,298 x 360	7'1" x 4'2"	3,347 x 1,745
U2213A	1	20.5x800/R10	750kg	285kg	2,180 x 1,298 x 360	7'1" x 4'2"	3,347 x 1,825

UTILITY

Quad

The Nugent Quad trailer maintains the high quality that you come to expect from Nugent. The trailer is particularly suited for All-Terrain-Vehicles (ATV) / quad bikes and has been designed to cater for a range of agricultural requirements. They are perfect for towing behind quads where extra capacity is a necessity.

The Quad trailers are lightweight so they can be easily manoeuvred by hand and their compact size allows them to be positioned easily. Optional extras are available that quickly turn the Quad trailer into a very adaptable trailer with multiple uses around the farm. Small in size but big in capability, the Nugent Quad trailer offers excellent strength to weight ratio with a maximum gross weight of 360kg.



Optional Extras:

- Aluminium floor
- Full ramp tail door
- Full ramp & lamb door
- Lamb divider
- Rear prop stands
- Lock kit
- Side extensions



QUAD

MODEL	AXLES	TYRES	GROSS WEIGHT	UNLADEN WEIGHT	INTERNAL LxW (mm)	INTERNAL LxW (feet)
Q1710	1	22x11.00x8 ATV	360kg	153kg	1700 x 1010	6' x 3'



DID YOU KNOW WE ALSO DO: Livestock trailers, Horseboxes, Cattle Handling, Bale Handling, Crane trailers and other Agricultural Machinery

Over 35 Years and Counting

Nugent Engineering was founded in 1985 by Sean Nugent. Coming from an agricultural background, he designed and manufactured agricultural products, selling cattle handling equipment to local farmers and distributors.

A distribution network throughout Ireland was established over the next 5 years and the product mix developed to agricultural implements, driven through a demand for strong, robust machinery.

Sons Shane and Damien Nugent joined their father in the early 90's, when the first Livestock trailer was created.

The family business continued to grow, offering a wide range of commercial trailer products to export markets.

In 2017, Nugent opened a purpose built, state of the art trailer assembly facility. This has allowed the company to move from a static build to three fully fledged production lines. This was followed in 2019 by a modern 3,700 sq ft office development and a 10,000 sq ft plate shop extensions with brand new laser cutting facilities.

The Nugent family take pride in their agricultural roots, maintaining the location at the original site, with a strong connection to the local community.

A diverse workforce has developed through expansion sustaining an affiliation with local colleges to create a variety of career opportunities locally as well as welcoming a growing number of skilled multi-national team members.





NUGENT

NUGENT ENGINEERING LIMITED

15 Aughnagar Road, Galbally, Dungannon
Co. Tyrone, Northern Ireland, BT70 2PP

T: +44 (0) 28 8775 8583 (Head Office)
+353 (0) 65 671 9111 (Irl/Eire)
+44 (0) 28 8775 9910 (Spare Parts)

E: info@nugentengineering.com
W: www.nugentengineering.com



@NugentTrailers

NUGENT Distributor



© NUGENT 2023. All rights reserved.

Information is accurate at the time of going to print, however, as our products are undergoing constant development, specifications are liable to change. Please check that your product specifications are correct at the time of order.

Do not reproduce this content without prior written consent from Nugent Engineering Ltd.