

# Pronto

# HORSCH

*Farming with passion*

Pronto AS

Pronto SW

Pronto DC

Pronto KR

Pronto NT

## UNIVERSAL SEEDING TECHNOLOGY FOR ALL CONDITIONS







# FARMING HEROES

POWERED BY  
**HORSCH**

## WE WANT TO BUILD THE BEST AGRICULTURAL MACHINES

We feel committed to the farmers' community and the wishes of our customers. Thus, it is only logical that for our products and services we aim for the highest standard. This is true for research, design and development as well as for assembly, technical service and advisory service.

**We take the time** for extensive studies, use the machines on our own farms, more than 3 000 hectare – to experience ourselves what we have developed and what we are talking about.

We assume **responsibility** in farming and share the feelings of our customers – this is what we are working for with all our **passion**.

## WE WANT TO SHARE OUR PASSION FOR FARMING

As we are farmers ourselves, there is always an **exchange** with our customers to stay well informed about their **requirements** with regard to our products. They are our **motivation**, our **driving force** and our **partner** at the same time. We attach great importance to a close contact to our customers and to approach them on an equal level. We are a **forum** and a **community for farmers** where we talk to each other, carry out tests and exchange experiences to – together with them – get better and better. This **bond** is our **backbone** helps us never to forget what we are working for.

We want to **advance** and **inspire farming** as farming inspires us and we want to give every farmer the possibility to contribute personally.

## THERE IS NO SUCCESS WITHOUT PASSION

When we thought about a perfect slogan for HORSCH, there was one that quickly came to mind: **"Farming with passion"**. For this passion can be found in each of our **products** and also in the actions of every single HORSCH employee.

Everyone in the company – from the management to the mechanic – lives the **passion** that makes a simple product a unique one that excels due to **innovation** and **uncompromising quality** and can be adapted perfectly to the requirements of every single farmer in every country.

"We have always been and will always be farmers who intensively deal with a sustainable cultivation of the soil. Farming has a **future** and it is worth it to work hard – for the farmer as well as for the manufacturer of agricultural machinery. Each time a farmer looks into the rear-view mirror of his tractor and sees red he is to know that he opted for **uncompromising quality**."



  
Cornelia Horsch

  
Philipp Horsch

  
Michael Horsch



# The well-proven Pronto system

## CULTIVATION, PPF FERTILISATION, CONSOLIDATION, SOWING AND PRESSING IN ONE SINGLE PASS

### What are your requirements for the new seeding technology?


- Precise seed placement –  
as even germination increases yield potential.
- High seeding speed –  
as perfect timing is essential.
- Tolerance for seedbed conditions –  
as flexibility saves money.

### How does the Pronto achieve such even germination?

- The DiscSystem loosens, levels and produces fine soil.
- The packing system ensures deep consolidation and equal seeding conditions for all coulters. Several narrow, large-diameter tyres mounted on a rigid axle ensure a high level of even soil surface.
- The mounting of the TurboDisc coulters allows for vertical adjustment movement of up to 15 cm and ensures precise contour following. All seeds are placed exactly at the specified depth.
- 4 rubber elements/coulters release a pressure of up to 120 kg, sufficient to reliably keep them in the ground at high speed.
- The rubber wheel at the coulter-end ensures precise seed depth and proper seed-to-soil contact.



- 1** Even germination is the basis for high yields
- 2** **TurboDisc seed coulter** – precise seed placement at high speeds
- 3** **Tyre packer with optimised tractor profile**  
Effective consolidation in front of each seed coulter
- 4** **DiscSystem** – efficient seedbed preparation in all conditions
- 5** **PPF fertiliser coulter** – precise placement of fertiliser





# Pronto AS

Concept of the machine:

High capacity seed wagon with DiscSystem and 3-point linkage that can be combined with different implements.

Operating range:

Precision planting with fertiliser placement, seeding in min-till, no-till conditions and after plough, strip-till with Focus.

Transport system:

Separate transport system with own braking system. Used on the field to turn, as well as in combination with the Maestro or the Focus. In combination with the TurboDisc coulters, the same tyre size as with the Pronto DC is used.



Transport system Pronto AS  
Large tyres (800/40–26.5), low draft requirement and reduced soil pressure

3-point linkage  
Quick and simple exchange of implements

Pronto AS in combination with Maestro RC

# Pronto DC

Concept of the machine:

Compact universal seed drill with low weight and large hopper capacity, maximises performance and seeding quality.

Operating range:

High precision seeding in min-till, no-till conditions and after plough

Transport system:

Middle segment of packing system serves as transport system as well. In working position, one tyre always runs in front of two coulters, across the entire operational width.



Pronto 4 DC PPF

Pronto 6 DC

Pronto 8 DC



# DISCSYSTEM – TYRE PACKER

**DiscSystem – perfect seed bed preparation in all conditions**

- Effective crumbling and even levelling across entire operational width
- High clearance increases operational options and reliability
- Better performance at increased speed
- Hydraulic depth control, adjustable during operation

**Tyre packing system with AS thread – robust, effective and easy to pull**

- Effective, even levelling and consolidation in front of each coulter. A straight tyre thread increases consolidation at the tyre edges.
- Middle section of packing system is used as transport system (Pronto DC)
- Effective consolidation below the seeds for better capillarity towards the seeds
- Large diameter of tyres (780 mm) and the not-required scrapers reduce the draft requirement

# TURBODISC

**TurboDisc – the premium coulter of the second generation for perfect seed placement**

A perfect placement of the seed and an immediate seed-soil contact are the prerequisites for a safe and regular emergence. HORSCH perfectly meets the challenge to achieve this aim even at high operational speeds. The solution is called **TurboDisc**. The double disc seed coulter that HORSCH has been using and developing further for more than 15 years convinces by its precise seed placement. The press-wheel-controlled coulter design allows a quick adaption to the soil at high speeds. This is the only way to keep up the placement depth for every single grain of seed.

The double disc seed coulter with maintenance-free bearing opens the soil and thus allows for an undisturbed seed placement.

The integrated uniformer guarantees a fixing of the seed at the bottom of the seed furrow even at high operational speeds. A carbide coated scraper keeps the area between the discs clean and prevents blocking even in cohesive and wet conditions. The 5- or 7.5-cm-wide press wheel guarantees optimum seed-soil contact and an exact depth control.

In addition to the excellent adaption to the soil the TurboDisc seed impresses by its easy handling: coulter pressure and sowing depth do not influence each other when being adjusted. The maintenance-free rubber bearing of the seed coulters transfers a coulter pressure of 120 kg and thus guarantees a smooth coulter – at an operational speed of up to 20 km/h. Moreover, the rubber bearing acts as an overload protection and shock absorber for stones.



**Serrated discs**  
Better penetration in hard soils



**Mounting of discs in pairs**  
Increased clearance for better performance



**Adjustable side plates**  
Ensures even levelling between passes



**Front packer**



**Double disc coulter**  
Straight discs with inner maintenance-free bearings



**Uniformer and scraper**  
Secure seed placement in wet conditions



**Effective coulter shock absorption**  
Maintenance-free, minimum wear and tear mounting



**Easy working depth adjustment**  
Hydraulic adjustability during operation



**Maintenance-free bearings**  
Long operation times with little wear and tear



**Disc adjustment**  
as track eradicators (optional)



**Stepless coulter pressure adjustment**  
Manual adjustment increases the pre-load of the rubber elements



**Side view packer and seed coulter**



**Shock absorbed mounting**  
Good contour-following capability and overload protection



# Pronto

## FASTER – SIMPLER – SAFER

### Faster

- Extremely low power demand – due to low dead weight and power-saving, but very efficient tools
- High output – due to working speeds of 10–20 km/h
- Short turning times – due to compact design
- Low idle times – due to large seed and fertiliser hoppers

### Simpler

- Short set-up times – due to uncomplicated connection to the tractor
- Quickly ready for action – due to easy adjustment of seed quantity, seed depth and coulter pressure
- Unproblematic changing of the seed
- Low maintenance requirements

### Safer

- TurboDisc seed coulter – precise seed placement at high working speeds
- TurboDisc coulters are individually controlled by press wheels and are equipped with integrated shock absorbers
- Exact adaption to uneven soils up to a difference of 15 cm
- Stepless coulter pressure adjustment 5–120 kg per TurboDisc coulter





# Pronto SW



**Machine concept:**

The Pronto SW concept promises maximum efficiency after the plough and for mulch seeding for large farms. Combining the large HORSCH seed wagon (12 000 l for 8 and 9 SW, 17 000 l for 12 SW) with the seed unit of the Pronto results in considerable advantages with regard to stability, accessibility and flexibility. This facilitates the calibration process, the adjustment of the machine as well as the already little maintenance work. Due to the TurboDisc seed coulters an operational speed between 10 and 20 km/h is possible.

**Seed unit:**

Chassis and frame of the seed unit form a fixed unit. It is comparable to the principle of the Pronto 7 to 9 DC without seed hopper. The DiscSystem and the TurboDisc seed are lifted via hydraulic cylinders. The rigid draw of the seeding unit is carried by the seed wagon and follows the seed wagon like a one-axle trailer. Despite the large working width it folds to a transport width of 3 m.

**Seed waggon:**

Due to the concept of the seed wagon the filling level of the seed hopper does not influence the working depth of the seed unit. The HORSCH seed wagon concept provides large hopper capacities for working widths starting at 8 m. Even without a filling auger the feed openings of the seed wagon are easily accessible as the wings of the Pronto seed unit do not affect the filling process.

The double hopper system allows for transporting fertiliser along and incorporating it directly into the soil by means of the PPF system (NOT for Pronto 12 SW with 3 m transport width). A double venturi below the metering device allows for a mechanical, or optionally an electronical half-width shut-off. Thus, overlaps can be avoided and seed and fertiliser can be saved. A filling auger is available as an option.

# Pronto KR



**Concept of the machine:**

- Universal range of use after plough and for mulch sowing even on extremely heavy soils.
- Seed unit and seed waggon are a self contained unit. Thus, the machine is very compact and, due to the missing axle of the seed waggon, much weight is transferred to the rear axle of the tractor. Thus, it is possible for the first time to pull a 6 m wide seed drill with rotary harrow with low horsepower requirement and low slippage.
- Intensive cultivation due to p.t.o.-driven rotary harrow.
- Effective consolidation in front of the seed coulters is made by a steel roller, the Cracker packer.
- Precise seed placement due to TurboDisc double disc coulters.



**Steps above the DiscSystem**  
for a safe access to any part of the machine



**Front packer** available as an option



**HORSCH Seed Waggon**  
with a hopper capacity of 12 000 litre for seed and fertiliser (partition 50:50)



The **fertiliser coulters** of the HORSCH PPF system place the fertiliser at the exact depth to guarantee an optimum development of the seed grain.



**Efficient sowing**  
The hopper of the Pronto KR has a capacity of 2 800 l.



**Rotary harrow**  
Drags itself into the soil and constantly maintains the adjusted working depth.



3 m segments of the rotary harrow are oscillatingly suspended for an optimum soil adjustment.



# Pronto 6/8/9 NT

With the well-proven TurboDisc coulters and the compact design without a seed wagon the **Pronto 6/8/9 NT** is suitable for mulch and direct seed. Operational speeds up to 20 km/h allow for a high area output even for smaller working widths. The wavy cutting discs cut organic material and cultivate the soil only in the seed rows. Thus, the horsepower requirement is very low.

The large seed hopper (4 000 l) guarantees low idle times and even without additional weights allows for a sufficient pressure of the cutting discs. This pressure is transferred via the sophisticated hydraulic system of the machine. If necessary, additional weights up to 1 400 kg can be mounted at the frame. Due to flexible frame sections the soil adaption of the seed unit is excellent.

The double hopper version (5 000 l) allows for applying seed and fertiliser at the same time. In addition, a micro-granular unit is available to apply another component. The micro-granular unit can be combined with double hopper as well as with the single hopper version. Thus, up to three components (seed, fertiliser, micro-granular compounds) can be metered in only one pass.



Filling auger double hopper  
output 500 kg/min



Hydraulically foldable in transport position



Large chassis tyres



Double hopper



Hydraulic fan with pto-shaft drive



Additional weights



Tramline valve



# Pronto 10/12 NT

The **Pronto NT** is a compact universal seed drill with the Pronto system (cultivating, sowing and pressing) for mulch or no-till farming. Especially in no-till conditions the tool combination of ondulated coulters/cutting disc and the well-proven TurboDisc coulters has important advantages. Only that area of the soil is cultivated where then the seed will be placed.

The HORSCH TurboDisc coulters efficiently adjust to uneven soils, guarantee high coulters pressure and a precise seed placement. There are two different types of PPF system available to spread fertiliser. The fertiliser can either be placed together with the seed by the TurboDisc coulters or between the seed rows by fertiliser discs the depth of which can be adjusted separately (optional equipment).

The direct connection of seed waggon and seed unit results in a high coulters pressure at the cutting discs and the fertiliser coulters without using any additional ballast weight.

**Concept of the machine:**

- Top-efficiency for large farms
- Optimised for no-till farming
- Low power demand – the soil is only cultivated in that area where the seed will be placed
- Lower power demand due to ondulated coulters/cutting discs as previous tools – PPF fertiliser system is available as an option (fertiliser is placed together with the seed by the TurboDisc coulters or between the seed rows by fertiliser discs the depth of which can be adjusted separately)
- TurboDisc seed coulters for precise seed placement
- Seed waggon with a capacity of 12 000 l (partition 50 : 50 seed/fertiliser)
- Manoeuvrable machine due to compact design
- Low power demand due to low dead weight



TurboDisc seed coulters



Even difficult no-till conditions do not cause any problems




**High efficiency**  
due to large hopper  
and large feed openings



**The ondulated coulters** cultivate the soil  
efficiently and the power demand is low.



# HORSCH FERTILISER SYSTEMS




### Grain & Fertiliser

The G & F system allows for simultaneously applying seed and fertiliser as a contact fertilisation. Both metering devices meter into a common distribution tower. Thus, seed and fertiliser are placed together in one furrow. The fertiliser is directly available to the plant, thus contributing to a fast early growth. This system should only be used in the appropriate climatic conditions and upon consultation of a plant production expert.

### Micro-granular unit

The micro-granular compound is transported to the seed pneumatics via an auger metering device and is placed in the seed furrow together with the seed. The extremely resistant stainless steel auger can also be used for aggressive compounds.



### PPF system – economic and precise placement of fertiliser

The PPF system allows for a simultaneous application of seed and fertiliser. Via separate fertiliser coulters the fertiliser is placed only a few centimetres below the seed furrow in wet soil.

By placing seed and fertiliser separately, large quantities can be applied in dry conditions. The fertiliser depot can be used by the crop in an optimum way and stimulates the roots to grow downwards.



**Compact metering unit**  
Precise metering with electric motor



Micro-granular metering device Pronto 3–6 DC (single hopper)



Micro-granular double hopper for G & F systems with two auger metering devices



Double fall sluice for simultaneously applying fertiliser in one flow



**PPF fertiliser coulters**  
Maintenance-free coulters with high coulters pressure



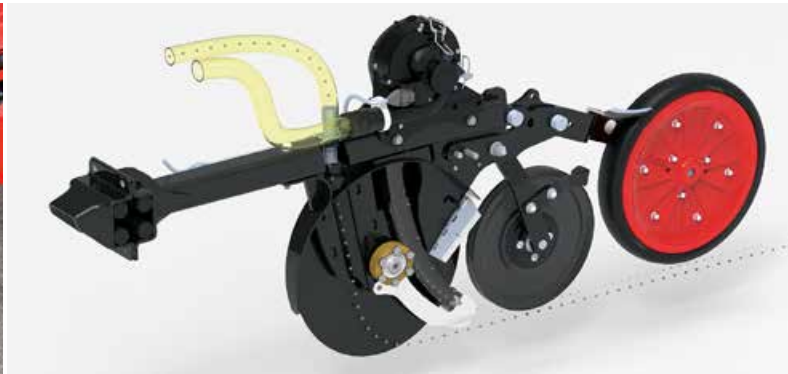
**Variable depth adjustment**  
Fertiliser placement between two seed rows, in the centre line of the tyre



**Large double hopper**  
Hopper capacity up to 5 000 l, partition 40 : 60



Contact fertilisation in combination with HORSCH SingularSystem




Placement of fertiliser and seed via two divided inlets – combines the advantages of single grain seed and contact fertilisation in rape and cereals



**Two identical metering units**  
Precise metering of seeds and fertiliser



# FEATURES



Single hopper

Radar sensor

Smooth, precise metering rotors

Hydraulic filling auger

Tank discharge opening

Tool box

Robust control sensors

Brake system of the Pronto DC



LED lighting for all Pronto SW, Pronto 3/4/6 DC and Pronto 10/12 NT

**WorkLight Pro**, new lighting concept for Pronto 7/8/9 DC

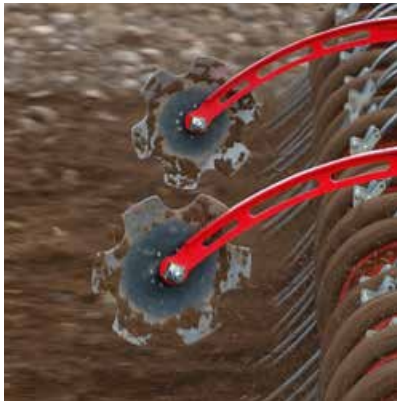
Intermediate packing system

Front packer Pronto 9 DC

Precision harrow

Lights

Marker



Hydraulic filling auger Pronto SW

Track eradicators

Half-width shut-off electr. Pronto 6 DC/AS

Half-width shut-off of Pronto 8/9 DC

Draw linkage

Two-point linkage

Ball head coupling

Pre-emergence marker



Hydraulic Crossbar

Hydraulic coulters pressure adjustment is available as an option

Hydraulic fan

PTO driven pump

Tramline system

Stop slide Pronto single hopper version

Optional: SteelDisc front packer 4 DC rigid

**Simple calibration**  
Quick and precise calibration





# THE HORSCH SINGULARSYSTEM with the Funck metering device

## Seed coulter

- The design of the seed coulter and the main characteristics like the coulter pressure of up to 120 kg are identical to the well-proven TurboDisc coulter.
- Depending on the conditions an operational speed of up to 10 km/h is possible.
- The well-proven double discs open the seed furrow. An integrated skid forms the seed furrow and guarantees an exact placement.
- A height-adjustable catching roller allows for a defined placement of the seed and creates the necessary seed-soil contact.
- After the catching roller the well-known press wheel closes the furrow and controls the depth of the seed coulter.



## Seed

- To guarantee an undisturbed and exact mechanical singulation of the grains, the seed has to be even sized and clean.
- The homogeneity of the seed and thus, its suitability for the system can be determined by means of the HORSCH shaker box.
- Generally the grains should be in the second or third chamber of the shaker box.
- If the grains end up in the first or last chamber, this seed is not suitable for singulation (in this case the Bypass system can be used).

## Which sieving?

	Rye	ley	Wheat	Rape
1	> 4.1	> 4.1	> 4.1	> 3
2	3.3–4.1	3.3–4.1	3.3–4.1	2.5–3
3	2.5–3.3	2.5–3.3	2.5–3.3	2–2.5
4	< 2.5	< 2.5	< 2.5	< 2

Sieve gradings in mm for different crops  
(green = good, red = not ok)

## Singulation

- The structure of the central metering unit and the pneumatic system are identical to the conventional seed drills.
- The singulation of the grains is made by the Funck metering device on the seed coulter with up to 100 grains/sec.
- Singulation is carried out mechanically by crop-specific pockets in the singulation disc inside the Funck metering device.
- The desired seed rate in grains/m<sup>2</sup> and the thousand seed weight are entered in the terminal.
- The calibration test is carried out according to the well-known system.
- Every singulation disc is driven by an own electric motor (1 000 – 2 000 rpm), monitored by the software and controlled automatically depending on the operational speed.
- Depending on the seed rate 1, 2 or 4 pockets can easily be put into the singulation disc without any tools.
- Different pockets are available for wheat, rye, ley, rape and peas.

## Singulation discs

- The seed is transported to the seed furrow via the fall tube.
- From an agricultural point of view the use of the system makes sense up to a seed rate of 250 grains/m<sup>2</sup>. Beyond this limit the singulation effects are only marginal.
- In case of high seed rates, unsuitable seed or if catch crops are to be sown, the delivered Bypass system allows for sowing conventionally.



Bypass system for seed rates beyond 250 grains/m<sup>2</sup> or seed that is not suitable for singulation



Catching roller

Skid

HORSCH shaker box with optimum wheat

HORSCH shaker box with optimum rape

with pocket rape

with pocket wheat

with pocket rye

with pocket ley



# ELECTRONICS INNOVATIVE AND DIGITAL SOLUTIONS



## HORSCH Intelligence

The future machines think actively and HORSCH Intelligence makes it possible. With intelligent software and electronic solutions HORSCH seed drills work even more efficiently and help you to save both money and increase confidence.

HORSCH seed drill are always equipped with the ISOBUS standard. This does not only mean that every HORSCH machine can be controlled with any ISOBUS terminal. Additionally, SectionControl, VariableRate as well as the TaskController for data processing is a standard equipment for every HORSCH seed drill.



HORSCH Terminal



Touch 1200 Terminal



Touch 800 Terminal



TaskController

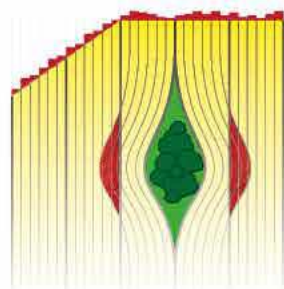
## SectionControl

ISOBUS SectionControl allows for switching off individual sections automatically via GPS. The current position is determined, thus at field boundaries, on the headlands, in case of overlaps or in predefined areas individual sections (half-widths) or the whole working width is shut-off automatically.

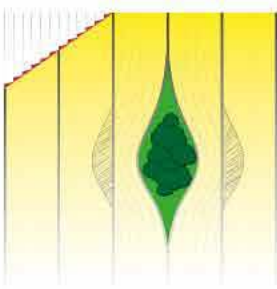
When using a HORSCH Touch 800/1200 Terminal you can additionally use the MultiControl function. This function independently switches on and off the application of fertiliser and seed. Without MultiControl either fertiliser or seed can be switched on and off at the right time.

### Advantages of SectionControl:

- Saving seed and fertiliser as overlaps on the headlands and at field boundaries are reduced to a minimum
- Constant working quality on the whole field
- Productivity increase under various conditions (day and night, fog)
- Reduced stress for the driver
- Protection of the environment



WITHOUT SectionControl



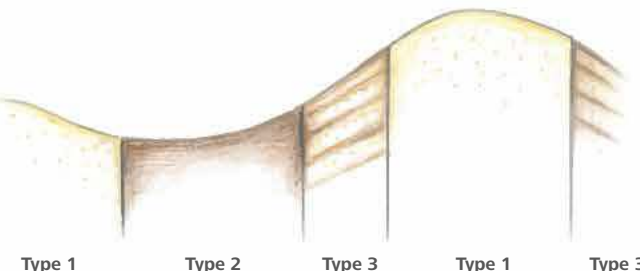
WITH SectionControl

## VariableRate

ISOBUS VariableRate allows for a site-specific application of seed and fertiliser. Thus, with an appropriate application card for every section within a field the optimum quantity of fertiliser and seed can be applied. When using a HORSCH Touch 800/1200 Terminals you can additionally use the MultiControl function. This function allows for independently varying the amount of fertiliser and seed. Without MultiControl the application rate of either fertiliser or seed can be varied.

### Advantages of VariableRate:

- Saving of seed and fertiliser as only the necessary quantity is applied
- Regular emergence due to optimum number of grains/m<sup>2</sup>
- Simple and quick documentation
  - The different application rates are documented automatically
  - Uncomplicated transmission to the acreage index
- Reduced stress for the driver
  - The optimum application rate is automatically used on the fields.
- Protection of the environment
  - Only the necessary amount of fertiliser is applied.



Type 1 Type 2 Type 3 Type 1 Type 3


VariableRate takes different types of soil into account

## TaskController

The ISOBUS TaskController transfers data from the PC to the terminal in an uncomplicated way. It is also possible to transfer application rates, sown area and other data that were recorded while sowing from the terminal to the PC. This facilitates the administration of the acreage index. Via the integrated order management system orders can be created and executed.

### Advantages of the TaskController:

- Uncomplicated data exchange
- Automatic documentation
- Structured working due to data management
- Simple administration of the acreage index
- Simple accounting and proof for contract services



Soil quality	Seed	Fertiliser
high	300 grains/m <sup>2</sup>	2.8 dt/ha PK
medium high	270 grains/m <sup>2</sup>	2.5 dt/ha PK
medium low	250 grains/m <sup>2</sup>	2.3 dt/ha PK
low	220 grains/m <sup>2</sup>	2.0 dt/ha PK

VariableRate  
Seed OR fertiliser

VariableRate with MultiControl  
Seed AND fertiliser

VariableRate allows for applying adapted quantities of fertiliser and seed on the basis of application cards.



# TECHNICAL SPECIFICATIONS



HORSCH Pronto DC	3 DC	4 DC	4 DC rigid	6 DC
Working width (m)	3.00	4.00	4.00	6.00
Transport width (m)	3.00	3.00	4.00	3.00
Transport height (m)	2.95	2.95	2.95	3.60
Length (m)	6.40	6.90	6.80	8.20
Weight w/out/with PPF system (kg)*	3 355/4 025	4 745/5 600	4 330/5 175	6 470/7 565
Seed hopper capacity (l)	2 800	2 800	2 800	3 500
Capacity double hopper (l)	3 800 (40 : 60)	3 800 (40 : 60)	3 800 (40 : 60)	5 000 (40 : 60)
Hopper capacity micro-granular unit (l)	100	100	100	250
Feed opening single hopper (m)	1.00x2.40	1.00x2.40	1.00x2.40	1.00x2.40
Feed opening double hopper (m)	per 0.66x0.90	per 0.66x0.90	per 0.66x0.90	0.66x2.45
Filling height (m)	2.49	2.49	2.49	2.88
Filling height double hopper (m)	2.90	2.90	2.90	2.95
Number of PPF coulters	10	14	14	20
Coulter pressure PPF coulters (kg)	up to max. 200	up to max. 200	up to max. 200	up to max. 200
Number of seed coulters	20	28	28	40
Coulter pressure seed coulters (kg)	5 – 120	5 – 120	5 – 120	5 – 120
Seed coulters/press wheels Ø (cm)	34/32	34/32	34/32	34/32
Row spacing (cm)	15.0	14.3	14.3	15.0
Tyre packer size	7.50 – 16 AS	7.50 – 16 AS	7.50 – 16 AS	7.50 – 16 AS
Tyre packer Ø (cm)	78	78	78	78
Working speed (km/h)	10 – 20	10 – 20	10 – 20	10 – 20
Power demand (kW/hp)	80 – 110/110 – 150	95 – 130/130 – 180	95 – 130/130 – 180	120 – 185/160 – 250
Double-acting control devices	3 (resp. +1 for filling auger, coulter pressure adjustment, Cross)			
Depressurized return flow (max. 5 )	1	1	1	1
Oil quantity hydr. fan (l/min)	20 – 25 single hopper/35 – 45 double hopper			
Lower link linkage	Cat. II/III – III – III/IV	Cat. II/III – III – III/IV	Cat. II/III – III – III/IV	Cat. II/III – III – III/IV
Adj. draw linkage	---	---	---	Bolt Ø 40 – 50 mm
Ball-type linkage	---	---	---	K 80

\* Weights of the machines in minimum equipment with single/double hopper and PPF system

HORSCH Pronto DC	7 DC	8 DC	9 DC
Working width (m)	7.50	8.00	9.00
Transport width (m)	2.99	2.99	2.99
Transport height (m)	3.60	3.70	3.97
Length (m)	8.30	8.25	8.50
Weight from (kg)*	8 570	8 805	9 625
Seed hopper capacity (l)	4 000	4 000	4 000
Capacity double hopper (l)	---	5 000 (40 : 60)	5 000 (40 : 60)
Dimension feed opening (m)	1.00x2.40	1.00x2.40	1.00x2.40
Feed opening double hopper (m)	---	0.66x2.45	0.66x2.45
Filling height (m)	3.10	3.10	3.10
Number of seed coulters	52	52	60
Coulter pressure seed coulters (kg)	5 – 120	5 – 120	5 – 120
Seed coulters/press wheels Ø (cm)	34/32	34/32	34/32
Row spacing (cm)	14.4	15.4	15.0
Tyre packer size/Ø (cm)	7.50 – 16 AS/78	7.50 – 16 AS/78	7.50 – 16 AS/78
Working speed (km/h)	10 – 20	10 – 20	10 – 20
Power demand (kW/hp)	145 – 205/200 – 280	155 – 215/210 – 290	175 – 240/240 – 330
Double-acting control devices	3 (resp. +1 for filling auger, front packer)		
Depressurized return flow (max. 5 )	1	1	1
Oil quantity hydr. fan (l/min)	35 – 45	35 – 45	35 – 45
Lower link linkage	Cat. III – III/IV	Cat. III – III/IV	Cat. III – III/IV
Adj. draw linkage	Bolt Ø 40 – 50 mm	Bolt Ø 40 – 50 mm	Bolt Ø 40 – 50 mm
Ball-type linkage	K 80	K 80	K 80

\* Weights of the machines in minimum equipment





# TECHNICAL SPECIFICATIONS



HORSCH Pronto SW	8 SW	9 SW
Working width (m)	8.00	9.00
Transport width (m)	3.00	3.00
Transport height (m)	3.95	4.00
Length without/with SW (m)	8.50/15.50 with SW 12 000 SD	8.50/15.41 with SW 12 000 SD
Weight without/with SW from (kg)*	9 060/12 520 with SW 12 000 SD	9 740/13 200 with SW 12 000 SD
Hopper capacity seed waggon (l)	12 000 (50:50)	12 000 (50:50)
Feed openings (m)	per 0.99x0.72	per 0.99x0.72
Filling height double hopper (m)	3.35	3.35
Number of PPF coulters	26	30
Coulter pressure PPF coulters (kg)	up to max. 200	up to max. 200
Number of seed coulters	52	60
Coulter pressure seed coulters (kg)	5–120	5–120
Seed coulters/press wheels Ø (cm)	34/32	34/32
Row spacing (cm)	15.4	15.0
Tyre packer size	7.50–16 AS	7.50–16 AS
Tyre packer Ø (cm)	78	78
Working speed (km/h)	10–20	10–20
Power demand (kW/hp)	155–215/210–290	235–330/320–450
Double-acting control devices	2	2
Depressurized return flow (max. 5 )	1	1
Oil quantity hydr. fan (l/min)	50–60	50–60
Adj. draw linkage	Bolt Ø 50–55 a. 60–70 mm	Bolt Ø 50–55 a. 60–70 mm
Ball-type linkage	K 80	K 80

\* Weights of the machines in minimum equipment

HORSCH Pronto SW	12 SW	12 SW (3 meter)
Working width (m)	12.00	12.00
Transport width (m)	5.30/5.50 with SW 17 000 SD	3.00
Transport height (m)	4.90/3.60 with SW 17 000 SD	4.00
Length without/with SW (m)	7.70/16.00 with SW 17 000 SD	6.90/14.00 with SW 12 000 SD
Weight without/with SW from (kg)*	14 050/19 110 mit SW 17 000 SD	14 100/17 600 with SW 12 000 SD
Hopper capacity seed waggon (l)	17 000 (50:50)	12 000 (50:50)
Feed openings (m)	per 0.99x0.72	per 0.99x0.72
Filling height double hopper (m)	3.55	3.35
Number of PPF coulters	40	---
Coulter pressure PPF coulters (kg)	up to max. 200	---
Number of seed coulters	80	80
Coulter pressure seed coulters (kg)	5–120	5–120
Seed coulters/press wheels Ø (cm)	34/32	34/32
Row spacing (cm)	15.0	15.0
Tyre packer size	7.50–16 AS	7.50–16 AS
Tyre packer Ø (cm)	78	78
Working speed (km/h)	10–20	10–20
Power demand (kW/hp)	330–440/450–600	295–405/400–550
Double-acting control devices	2	4
Depressurized return flow (max. 5 )	1	1
Oil quantity hydr. fan (l/min)	70–90	60–80
Adj. draw linkage	Bolt Ø 60–70 mm	Bolt Ø 50–55 a. 60–70 mm
Ball-type linkage	K 80	K 80

\* Weights of the machines in minimum equipment





# TECHNICAL SPECIFICATIONS



HORSCH Pronto NT	6 NT	8 NT	9 NT
Working width (m)	6.00	8.00	8.80
Transport width (m)	3.50 (option 2.95)	3.50 (option 2.95)	3.50 (option 2.95)
Transport height without/ with bout marker (m)	3.25	3.53/3.60	3.96/4.40
Length short/long tongue (m)	6.96/7.78	6.96/7.78	6.96/7.78
Weight (kg)*	7 320	8 220	9 400
Hopper capacity single hopper (l)	4 000	4 000	4 000
Capacity double hopper (l)	5 000 (40:60)	5 000 (40:60)	5 000 (40:60)
Feed opening single hopper (m)	1.00x2.40	1.00x2.40	1.00x2.40
Feed opening double hopper (m)	per 0.99x0.72	per 0.99x0.72	per 0.99x0.72
Filling height single hopper (m)	2.88	2.88	2.88
Filling height double hopper (m)	2.95	2.95	2.95
Number of seed coulters	30	40	44
Coulter pressure seed coulters (kg)	5–120	5–120	5–120
Seed coulters/press wheels Ø (cm)	34/32	34/32	34/32
Row spacing seed coulters (cm)	20	20	20
Cutting disc system Ø (cm/inch)	46/18	46/18	46/18
Tyre size chassis	600/55–26.5	600/55–26.5	600/55–26.5
Tyre size support wheels	10.0/75–15.3	10.0/75–15.3	10.0/75–15.3
Working speed (km/h)	10–20	10–20	10–20
Power demand (kW/hp)	120–185/160–250	155–215/210–290	175–240/240–330
Double-acting control devices	2	2	2
Depressurized return flow (max. 5 )	1	1	1
Oil quantity hydr. fan (l/min)	35–45	35–45	35–45
Lower link linkage	Cat. III a. III/IV	Cat. III a. III/IV	Cat. III a. III/IV
Adj. draw linkage	Hitch Ø 46–58 mm	Hitch Ø 46–58 mm	Hitch Ø 46–58 mm
Ball-type linkage	K 80	K 80	K 80

\* Weights of the machines with minimum equipment without additional weights at the front and at the rear (1 400 kg)

HORSCH Pronto NT	10 NT	12 NT
Working width (m)	10.40	12.00
Transport width (m)	4.30	4.30
Transport height (m)	4.05/4.34 with bout marker	4.95/5.20 with bout marker
Length cpl. without/with PPF system (m)	11.40/12.00	11.20/11.80
Weight without/with SW 12 000 SD (kg)*	9 680/13 150	10 370/13 840
Capacity double hopper (l)	12 000 (50:50)	12 000 (50:50)
Feed opening double hopper (m)	per 0.99x0.72	per 0.99x0.72
Filling height double hopper (m)	3.40	3.40
Number of PPF coulters	26	30
Coulter pressure PPF coulters (kg)	up to max. 250	up to max. 250
Number of seed coulters	52	60
Coulter pressure seed coulters (kg)	5–120	5–120
Seed coulters/press wheels Ø (cm)	34/32	34/32
Row spacing seed coulters/ PPF coulters (cm)	20/40	20/40 PPF system
Cutting disc system Ø (cm/inch)	46/18	46/18
Tyre size SW	650/65 R 38 (optional 900/60 R 32 or twin tyres 20.8 R 42)	
Tyre size rear chassis	400/60–15.5	400/60–15.5
Working speed (km/h)	10–20	10–20
Power demand (kW/hp)	191–208/260–310	205–240/280–330
Double-acting control devices	2	2
Depressurized return flow (max. 5 )	1	1
Oil quantity hydr. fan (l/min)	90	90
Adj. draw linkage	Bolt Ø 50–55 a. 60–70 mm	Bolt Ø 50–55 a. 60–70 mm
Ball-type linkage	K 80	K 80

HORSCH Pronto KR	6 KR
Working width (m)	6.00
Transport width (m)	3.00
Transport height (m)	3.50
Length (m)	7.27
Weight (kg)*	7 260
Tyre size chassis	550/45–22.5
Seed hopper capacity (l)	2 800
Number of seed coulters	40/48
Coulter pressure seed coulters (kg)	5–120
Seed coulters/press wheels Ø (cm)	34/32
Row spacing (cm)	15.0/12.5
Packer (cm)	FarmFlex packer Ø 55 cm/ Cracker packer Ø 54 cm/ Tooth packer roller Ø 53 cm/ Trapeze ring roller Ø 50 cm
Working speed (km/h)	6–13
Power demand (kW/hp)	160–240/220–330
Double-acting control devices	2
Oil quantity hydr. fan (l/min)	20–25
Depressurized return flow (max. 5 )	1
Lower link linkage	Cat. III–III/IV–IV


\* Weights of the machines in minimum equipment with Cracker packer

HORSCH Pronto AS	6 AS
Working width (m)	6.00
Transport width (m)	2.95
Transport height (m)	4.00
Length (m)	9.50 (till end of the coulter)/ 10.50 (incl. bout marker)
Weight (kg)*	7 880/9 000 (incl. PPF system)
Seed hopper capacity (l)	3 500
Capacity double hopper (l)	5 000 (40:60)
Hopper capacity micro-granular unit (l)	250
Dimension feed opening (m)	1.00x2.40 (single hopper)/ per 0.66x2.45 (double hopper)
Filling height single hopper (m)	2.70
Filling height double hopper (m)	2.95
Number of seed coulters/PPF coulters	40/20
Coulter pressure seed coulters/PPF coulters (kg)	5–120/up to max. 200
Seed coulters/press wheels Ø (cm)	34/32
Row spacing (cm)	15.0
Tyres seed waggon	800/45–26.5/12 TR
Tyre packer	Ø 78 cm–7.50/16 AS
Working speed (km/h)	10–20
Power demand (kW/hp)	130–185/180–250
Double-acting control devices	3 (resp. +1 for filling auger, coulter pressure adjustment, Cross)
Depressurized return flow (max. 5 )	1
Oil quantity hydr. fan (l/min)	20–25 (single hopper); 35–45 (double hopper)
Oil quantity hydr. fan vacuum Maestro RC (l/min)	25
Linkage seed 3-point linkage	3-point Cat. II/III
Lower link linkage	Cat. II/III–III–III/IV
Adj. draw linkage	Bolt Ø 40–50 mm
Ball-type linkage	K 80

\* Weights of the machines in minimum equipment with single/double hopper and PPF system







[horsch.com](https://horsch.com)

Your distributor:

# HORSCH

HORSCH Maschinen GmbH  
Sitzenhof 1  
92421 Schwandorf

Phone: +49 9431 7143-0  
Fax: +49 9431 7143-9200  
E-Mail: [info@horsch.com](mailto:info@horsch.com)