

COMPACT DISC HARROW  
**RUBIN 12**





**Deeper, faster and more intensive: Rubin 12**




Compact disc harrows provided previously intense and homogeneous mixing of soil and organic matter to a depth of approximately 12 cm.

With Rubin 12, LEMKEN supplements its range of compact disc harrows, consisting of Heliodor 8 and Rubin 9, with a new series, which can work in up to 20 cm depth. The new compact disc harrow can operate on all soils in areas, which were previously reserved for cultivators. With its specially arranged large concave discs, Rubin 12 is designed in particular for the incorporation of large amounts of crop residues.

Various rollers from the wide range of LEMKEN rollers offer optimal crumbling, reconsolidation and leveling, as well as precise depth control for different soil and working conditions.

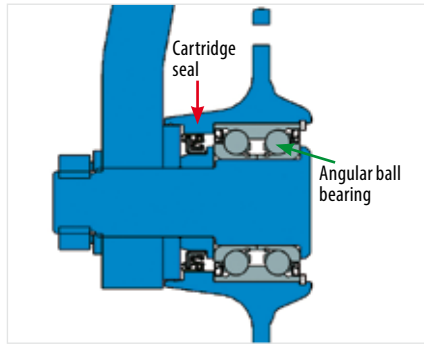
# Optimal work quality thanks to large concave discs



## Large discs arranged symmetrically

The serrated Rubin 12 concave discs, with a diameter of 736 mm and a material thickness of 6 mm, represent a new performance class among the short disc harrows. The symmetrical arrangement of every row of discs provides precise directional stability with no side draft, even when driving on slopes.

- The middle concave discs are offset. This ensures regular cultivation over the whole working width, without causing clogging of the implement.



## Durable disc bearings

The concave disc bearings of Rubin 12 are designed as maintenance-free angular ball bearings, so that there is no need to grease or adjust them. The maintenance effort of Rubin 12 is therefore minimal.

- An internal six fold cassette sealing ensures optimum protection of the bearing against dust and moisture.
- The bearing housing is protected against coarse dirt and its special shape also prevents crop wrapping.




## Disc attachment

The concave discs of Rubin 12 are attached individually to a surface hardened stalk. Its special shape provides maximum space between the discs. The discs are inclined  $20^\circ$  to the soil and  $16^\circ$  in the direction of travel. This provides optimal penetration and ensures cultivation over the whole working width. In this way, optimal mixing and crumbling results are achieved.

- Rubin 12 operates without clogging thanks to the optimized clearances between the discs.



# The universal compact disc harrow Rubin 12



## Impact harrow and leveling harrow

The impact harrow (1) behind the first row of concave discs guides the soil flow:

- It provides intensive mixing and crumbling of the soil.
- The soil flow is slowed before the second row.

The leveling harrow (2) behind the second row of concave discs leaves a flat surface:

- The soil flow is deflected and thus perfectly leveled.



## Central control

An innovative, self-locking device allows easy adjustment of the working depth of the harrows.

- Both harrows feature central depth adjustment.
- Quick adjustment to changing working conditions ensures optimal working results.
- No additional locking required.



## Overload protection and spring elements

Each concave disc is individually attached to the frame with pre-tensioned spring elements.

- Even in harder soils, the working depth is accurately maintained.
- The discs are always true track following.
- When hitting obstacles, the concave discs independently deflect upwards and rapidly return to their working position.
- Optimal pressure exertion on each disc and, in contrast to rubber stops, an exactly maintained working position and a constant tripping force.
- Maintenance-free bracket bearing.



# Rubin 12 - mounted and yet semi-mounted



## 3-point mounting

Two mounting positions for the drawbar and a pivotable headstock allow a wide range of adjustments of the mounted Rubin 12.

- For use with different tractors and in various soil conditions.
- The headstock for the upper link coupling can be easily swiveled to the front to achieve a greater lifting height.



## Working depth

On rigid implements, the working depth is adjusted either hydraulically or with a series of holes.

- The leveling harrow is automatically adjusted with changes in the working depth.



## The semi-mounted system with transport wheel

The transport wheel reduces the weight load on the rear tractor axle when the implement is raised.

- The wheel provides high stability for tractor and implement during road transport.
- The roller is lifted out mechanically using the transport wheel, so that no spool valve is needed for that purpose.



# Rubin 12 - the semi-mounted



## Working depth

The working depth of the folding semi-mounted implements is adjusted hydraulically.

- The depth indicator, integrated into the frame, can be easily read from the tractor cabin.



## Pendulum device

The folding semi-mounted implements with 5 or 6 metres working width are equipped with following rollers with pendulum suspension.

- Both rollers oscillate autonomously, so that an optimal ground adaptation is ensured even with large working widths.



## Integrated carriage for better maneuverability

The carriage of the semi-mounted Rubin 12 compact disc harrow is integrated in the frame. Thus, the compact disc harrow is extremely compact, stable and very maneuverable.

- The favorable weight distribution allows the use of heavy following rollers to achieve a good reconsolidation.
- The short distance between the coupling points and the wheels allows very easy maneuvering of the semi-mounted Rubin.

## Technical data

kW	HP	Designation	Number of discs / Ø (mm)	Working width (approx. cm)	Weight without roller (approx. kg)	Transport width (approx. m)
<b>Mounted, rigid, folding outer concave discs</b>						
99 - 177	135 - 240	Rubin 12/300 U	18/736	300	2,046	3
116 - 206	158 - 280	Rubin 12/350 U	18/736	350	2,141	3,5*
132 - 235	180 - 320	Rubin 12/400 U	22/736	400	2,616	4*
<b>Semi-mounted, hydraulic folding</b>						
132 - 235	180 - 320	Rubin 12/400 KUA	22/736	400	4,402**	3
165 - 294	225 - 400	Rubin 12/500 KUA	30/736	500	5,257**	3
199 - 353	270 - 480	Rubin 12/600 KUA	34/736	600	6,100**	3

\* Exceeds the permitted transport width in several countries

\*\* Axle load exceeds 3t, braked version

All data, dimensions and weights are subject to constant further technical development and are therefore not binding. The weights are always based on the standard equipment. Data is subject to change without notice.

LEMKEN GmbH & Co. KG  
Weseler Straße 5  
46519 Alpen  
Tel. +49 2802 81-0  
Fax +49 2802 81-220  
lemken@lemken.com  
www.lemken.com



Your LEMKEN dealer:

A large white rectangular area intended for the user to write the name of their LEMKEN dealer.

